



District Report Card: 2017


State: Jammu And Kashmir	District: Doda
Class: 8	Subject: Mathematics
Schools: 51	Students: 710


Participation/Coverage


Students

GENDER 	Boys		Girls	
	Number	%	Number	%
	383	53.94	327	46.06

AREA 	Rural		Urban	
	Number	%	Number	%
	669	94.23	41	5.77

CATEGORY 	SC		ST		OBC		GEN	
	Number	%	Number	%	Number	%	Number	%
	114	16.06	88	12.39	38	5.35	470	66.20

CWSN 	LD	VI	HI	S&LD	ID	Oth
	0	3	0	4	0	2

Management 	Government		Government-aided	
	Number	%	Number	%
	710	100.00	0	0.00

Average Performance of Students in Mathematics (%)

Overall	Gender		Area		Management		Social Group			
	Male	Female	Rural	Urban	Govt.	Aided	SC	ST	OBC	GEN
34.77	36.40	32.86	35.42	24.23	34.77	0.00	34.50	32.35	25.61	36.03

Performance on Learning Outcomes (LOs)

Learning Outcomes	Description	Average Performance(%)
M601	Solves problems involving large numbers by applying appropriate operations	37.86
M606	Solves problems on daily life situations involving addition and subtraction of fractions / decimals	34.73
M620	Finds out the perimeter and area of rectangular objects in the surroundings like floor of the class room, surfaces of a chalk box etc.	36.51
M621	Arranges given/collected information in the form of table, pictograph and bar graph and interprets them	23.24
M702	Interprets the division and multiplication of fractions	30.70
M705	Solves problems related to daily life situations involving rational numbers	36.34
M706	Uses exponential form of numbers to simplify problems involving multiplication and division of large numbers	32.72
M707	Adds/subtracts algebraic expressions	33.66
M710	Solves problems related to conversion of percentage to fraction and decimal and vice versa	29.66
M717	Finds out approximate area of closed shapes by using unit square grid/graph sheet	29.50
M719	Finds various representative values for simple data from her/his daily life contexts like mean, median and mode	50.23
M721	Interprets data using bar graph	44.95
M801	Generalizes properties of addition, subtraction, multiplication and division of rational numbers through patterns	19.27
M802	Finds rational numbers between two given rational numbers	31.80
M803	Proves divisibility rules of 2, 3, 4, 5, 6, 9 and 11	37.34
M804	Finds squares, cubes, square roots and cube roots of numbers using different methods	39.76
M808	Uses various algebraic identities in solving problems of daily life	35.47
M812	Verifies properties of parallelogram and establishes the relationship between them through reasoning	28.27
M818	Finds surface area and volume of cuboidal and cylindrical object	25.38
M819	Draws and interprets bar charts and pie charts	36.76

Range of Performance of Students who Answered Correctly							
Below 30%		30% - 50%		50% - 75%		Above 75%	
Number	%	Number	%	Number	%	Number	%
314	44.23	261	36.76	100	14.08	35	4.93

Lowest Performing Learning Outcomes (LOs)

1 - Generalizes properties of addition, subtraction, multiplication and division of rational numbers through patterns (19.27)

2 - Arranges given/collected information in the form of table, pictograph and bar graph and interprets them (23.24)

3 - Finds surface area and volume of cuboidal and cylindrical object (25.38)

- 4 - Verifies properties of parallelogram and establishes the relationship between them through reasoning (28.27)
- 5 - Finds out approximate area of closed shapes by using unit square grid/graph sheet (29.50)